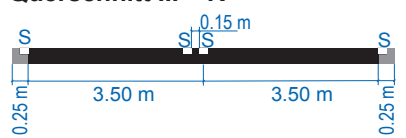


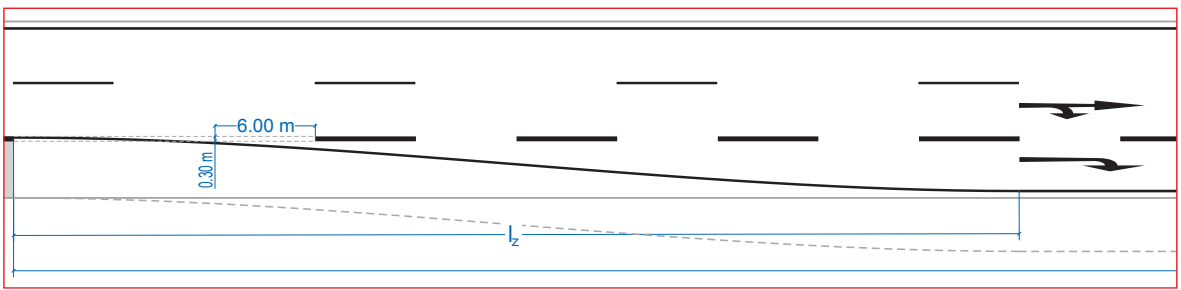
Querschnitt I - II

	S/B	S	B	S	
EKA 1	0,75 m	3,75 m	3,75 m	3,75 m	0,50 m
EKA 2	0,50 m	3,50 m	3,50 m	3,50 m	0,50 m
EKA 3	0,50 m	3,25 m	3,50 m	3,50 m	0,50 m

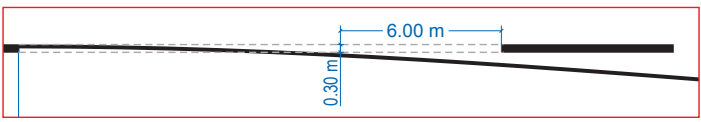
Querschnitt III - IV



Detail 1



Detail 2



Längen für Ausfädelungstreifen und Verziehung	EKA 1 / EKA 2	EKA 3
l_A	250 m	150 m
l_z	60 m	30 m

Detail 3

